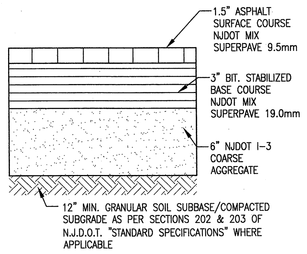

TEMPORARY TRAILER AREA

C-1 NEW PAVEMENT SECTION
N.T.S.

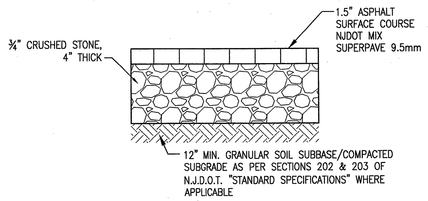

C-3 TEMPORARY ASPHALT SIDEWALK
N.T.S.

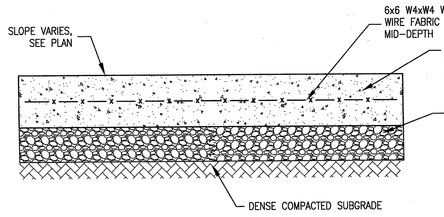

C-4 CONCRETE PAD
N.T.S.

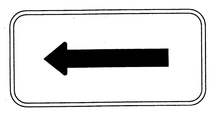

TRAILER MOUNTED REFLECTIVE DIRECTIONAL SIGNAGE

C-7
N.T.S.

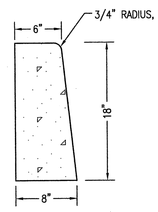

CONSTRUCTION NOTES:

1. ALL CONCRETE SHALL BE CONCRETE 4000 PSI @ 28 DAYS.
2. SIX (6") INCH FACE TO BE PROVIDED.
3. EXPANSION JOINTS TO BE LOCATED A MAXIMUM OF 20' ON CENTER. EXPANSION MATERIAL TO BE PREMOLDED ASPHALT IMPREGNATED A MINIMUM OF 1/2" THICK. CONTRACTION JOINTS TO BE LOCATED A MAXIMUM OF 10' ON CENTER. ALL JOINTS TO BE FULL DEPTH OF 18".
4. DEPRESSED VERTICAL CURB SHALL BE FULL DEPTH OF 18".

C-2 CONCRETE CURB
N.T.S.

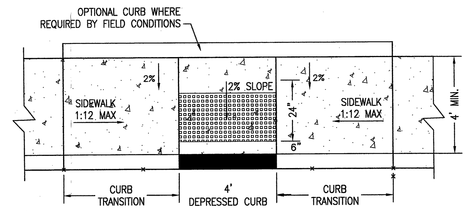

TYPE 3

NOTE:
DETECTABLE WARNING SHALL BE TRUNCATED DOMES 0.2" IN HEIGHT WITH .045" TO 0.9" TOP DIAMETER AND 0.9" TO 1.4" BASE DIAMETER SPACED MIN 0.65" O.C. IN DIRECTION OF TRAVEL AND 1.6" MIN TO 2.4" MAX O.C. LATERAL SPACING. COLOR COATING TO BE SAFETY RED.

C-5 HANDICAP ACCESSIBLE RAMP DETAIL
N.T.S.

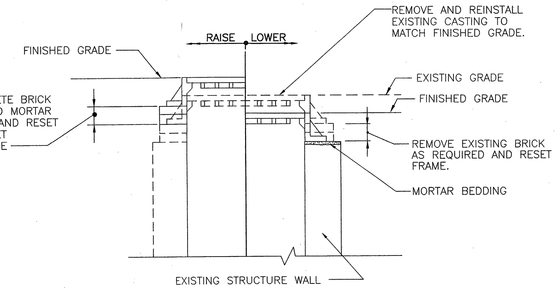

C-8 ADJUSTMENT OF MANHOLE AND CATCH BASIN 6" OR LESS
N.T.S.

ALL STAKES AND GUYS SHALL BE REMOVED AFTER ONE GROWING SEASON.

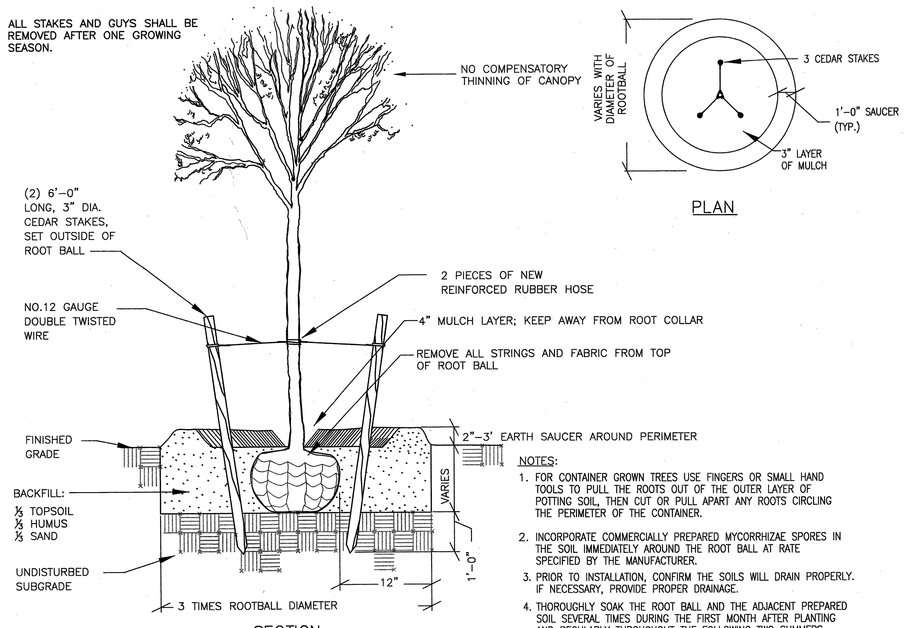

SPECIFICATIONS:

1. DO NOT DAMAGE MAIN ROOTS OR DESTROY ROOT BALL WHEN INSTALLING TREE STAKE.
2. WATER THOROUGHLY AFTER INSTALLATION.
3. REMOVE TREE RINGS AND STAKES TWO YEARS AFTER INSTALLATIONS
4. PROVIDED DRAINAGE FOR PLANTING PIT IN IMPERMEABLE SOIL.
5. BACKFILL MIX TO BE 1/3 TOPSOIL; 1/3 HUMUS; 1/3 SAND

NOTES:

1. FOR CONTAINER GROWN TREES USE FINGERS OR SMALL HAND TOOLS TO PULL THE ROOTS OUT OF THE OUTER LAYER OF POTTING SOIL, THEN CUT OR PULL APART ANY ROOTS CIRCLING THE PERIMETER OF THE CONTAINER.
2. INCORPORATE COMMERCIALLY PREPARED MYCORRHIZAE SPORES IN THE SOIL IMMEDIATELY AROUND THE ROOT BALL AT RATE SPECIFIED BY THE MANUFACTURER.
3. PRIOR TO INSTALLATION, CONFIRM THE SOILS WILL DRAIN PROPERLY. IF NECESSARY, PROVIDE PROPER DRAINAGE.
4. THOROUGHLY SOAK THE ROOT BALL AND THE ADJACENT PREPARED SOIL SEVERAL TIMES DURING THE FIRST MONTH AFTER PLANTING AND REGULARLY THROUGHOUT THE FOLLOWING TWO SUMMERS TO PROVIDE AT LEAST ONE INCH OF WATER COVERAGE PER WEEK.
5. THE PLANTING PROCESS IS SIMILAR FOR DECIDUOUS AND EVERGREEN TREES.
6. ALL NON-BIODEGRADABLE MATERIAL SHOULD BE REMOVED FROM ROOT BALLS.
7. IF USED, GUY WIRES SHOULD BE SPECIFIED ALONG WITH A METHOD OF PREVENTING DAMAGE TO TREE TRUNKS.

C-6 TREE PLANTING DETAIL
N.T.S.

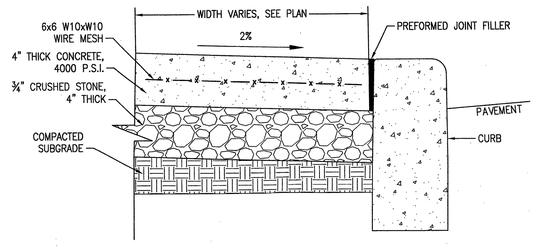

NOTE:
CONSTRUCT EXPANSION JOINTS AT 25' ON CENTER, INSTALL 1/2" PREFORMED JOINT FILLER. WHERE WALK ABUTS CONCRETE CURB. EXPANSION JOINTS SHALL ALIGN WITH CURB TRANSVERSE JOINTS. CONSTRUCTION JOINTS SHALL BE HAND TOOLED OR SAWCUT AT INTERVALS EQUAL TO WIDTH- 4'MIN., 8' MAX. EXCEPT AS SHOWN ON LANDSCAPE DRAWINGS L309 THRU L312. SEE PROJECT SPECIFICATION SECTION 321316.

C-9 CONCRETE SIDEWALK
N.T.S.

QUANTITY	BOTANICAL NAME	COMMON NAME	SIZE	ROOT BALL
1	QUERCUS PALUSTRIS	PIN OAK	3½"-4" CAL.	B & B

C-10 TREE PLANTING SCHEDULE
N.T.S.

Planting Notes:

1. ALL PROPOSED CHANGES TO THE PLANTING PLAN SHALL BE MADE IN WRITING TO THE LANDSCAPE ARCHITECT PRIOR TO PLANTING. ALL PROPOSED CHANGES MUST BE APPROVED IN WRITING BY THE ENGINEER.
2. THE CONTRACTOR SHALL ATTEND A PRE-LANDSCAPING MEETING WITH THE LANDSCAPE ARCHITECT AT LEAST SIX WEEKS PRIOR TO THE PROPOSED PLANTING SEASON.
3. ALL PLANTING LOCATIONS SHALL BE MARKED OUT BY THE CONTRACTOR AS PER THE PLANS, SPECIFICATIONS, AND SPECIAL NOTES, AND VERIFIED IN THE FIELD BY THE LANDSCAPE ARCHITECT PRIOR TO INSTALLATION.
4. ONLY NURSERY-GROWN PLANT MATERIALS ARE ACCEPTABLE.
5. ALL PLANT STOCK WILL BE BY INSPECTED BY THE LANDSCAPE ARCHITECT ON-SITE PRIOR TO INSTALLATION. PLANTING STOCK NOT MEETING SPECIFICATIONS WILL NOT BE PLANTED AND SHALL BE REPLACED BY THE CONTRACTOR AT THE CONTRACTOR'S EXPENSE.
6. ALL PLANT MATERIAL NOT INSTALLED WITHIN 24 HOURS OF DELIVERY TO THE SITE SHALL BE STORED IN THE SHADE AND KEPT MOIST THROUGH PERIODIC WATERING WITH CLEAN, FRESH WATER. THE HANDLING AND CARE OF ALL PLANT MATERIAL DURING STORAGE AND INSTALLATION SHALL FOLLOW APPROPRIATE PROCEDURES TO PROTECT STEMS AND ROOT SYSTEMS FROM EXPOSURE TO FREEZING TEMPERATURES, EXCESSIVE HEAT, AND DESSICATION DUE TO SUN AND WIND EXPOSURE. PLANT MATERIAL THAT IS NOT PROTECTED FROM THESE CONDITIONS SHALL BE REJECTED BY THE ENGINEER AND SHALL BE REPLACED BY THE CONTRACTOR SOLELY AT THE CONTRACTOR'S EXPENSE.
7. ALL PLANT MATERIAL SHALL BE ESTABLISHED IN A NATURALIZED PATTERN. NATURALIZED PLANTINGS SHALL RESULT IN A RELATIVELY EVEN DISTRIBUTION OF EACH SPECIES ACROSS THE PLANTING AREA AT THE SPECIFIED DENSITY. PLANTING IN UNEVEN DISTRIBUTIONS OF SPECIES OR MONOCULTURES SHALL NOT BE ACCEPTED BY THE LANDSCAPE ARCHITECT, UNLESS SPECIFIED IN THE PLANS OR DIRECTED BY THE LANDSCAPE ARCHITECT.
8. TREES AND SHRUBS SHOULD BE PLANTED ONLY WHEN THE SOIL IS FROST-FREE. PLANTING SEASON SHALL BE MARCH 15TH TO JUNE 30TH, OR SEPTEMBER 1ST TO NOVEMBER 30TH FOR ALL SHADE AND BUFFER TREES.
9. IN THE EVENT THAT ANY TREE, SHRUB OR OTHER PLANTING REQUIRED BY THE LANDSCAPE AND BUFFER PROVISIONS DIE, THE PLANTS SHALL BE REPLACED IMMEDIATELY. IF THE PLANTS DIE AT A TIME WHICH IS NOT APPROPRIATE FOR PLANTING, THEN THEY SHALL BE REPLACED IN THE NEXT PLANTING SEASON.
10. THE MULCH LAYER SHOULD BE STANDARD, DOUBLE OR TRIPLE SHREDDED HARDWOOD MULCH. THE MULCH LAYER SHOULD BE WELL AGED (STOCKPILED OR STORED FOR AT LEAST 12 MONTHS), UNIFORM IN COLOR AND FREE OF OTHER MATERIALS SUCH AS WEED SEEDS, SOIL, ROOTS, ETC. THE MULCH SHOULD BE APPLIED TO A MAXIMUM DEPTH OF 4 INCHES. GRASS CLIPPINGS SHOULD NOT BE USED AS A MULCH MATERIAL.
11. ADDITIONAL PLANTING SPECIFICATIONS:
    a. NATURAL ROOT FLARES FOR ALL TREES SHALL BE VISIBLE AT FINAL INSPECTION AND MULCH AND SOIL SHALL BE APPLIED APPROPRIATELY.
    b. TREE WRAP MAY ONLY BE UTILIZED WITH THE APPROVAL OF THE CERTIFIED TREE EXPERT AFTER THE CERTIFIED TREE EXPERT HAS MADE THE INITIAL TREE INSPECTION.
    c. TREES SHALL BE INSTALLED PLUMB AND NOT LEANING IN ANY DIRECTION.
    d. TREES SHALL BE WATERED-IN AT TIME OF PLANTING WITH AT LEAST FIVE GALLONS OF WATER PER TREE.
    e. TREES SHALL BE FREE FROM ALL ABRASIONS, CUT, SCRAPES, "BUCK RUB" OR ANY OTHER INJURIES.
    f. ROOT BALLS SHALL CONFORM TO THE STANDARDS ESTABLISHED BY THE AMERICAN NURSERY STANDARDS INSTITUTE (ANSI) FOR WIDTH AND DEPTH AND SHALL BE IN SOLID CONDITION. ALL TWINE, STRING AND FABRIC SHALL BE REMOVED FROM THE TOP 1/3 OF THE ROOT BALL AFTER PLACEMENT IN THE TREE PIT. ALL SYNTHETIC MATERIAL AND ALL WIRE BASKETS SHALL BE COMPLETELY REMOVED FROM THE ROOT BALL.
    g. ALL TREES WITHIN THE SIGHT TRIANGLES AND ON THE PARKING ISLANDS WITHIN THE PARKING AREA SHALL BE LIMBED TO 7 FEET. ALL SHRUBS WITHIN THE SAME LOCATIONS SHALL HAVE A MATURE HEIGHT NOT TO EXCEED 30 INCHES
    h. PLANTING OF TREES AND SHRUBS SHALL TAKE PLACE AFTER FINAL GRADING IS COMPLETE, BUT MAY TAKE PLACE PRIOR TO TOPSOILING, SEEDING, AND MULCHING.
    i. PROVISIONS SHALL BE MADE BY THE DEVELOPER FOR REGULAR WATERING AND MAINTENANCE UNTIL ALL TREES AND SHRUBS ARE ESTABLISHED. DAMAGED, POORLY PERFORMING, DEAD OR DYING PLANS SHALL BE REPLACED BY THE DEVELOPER DURING THE NEXT SUITABLE PLANTING SEASON. THE MUNICIPAL ENGINEER SHALL HAVE FINAL APPROVAL OF ALL LOCATIONS AND PLANTING OF ALL PLANTS AND SHALL ORDER REPLACEMENT OR REPLANTING IF PLANTING STOCK, PLANTING METHODS OR LOCATIONS DO NOT MEET STANDARDS.
12. NO TOPSOIL SHALL BE REMOVED FROM THE SITE OR USED AS SPOIL. TOPSOIL MOVED DURING THE COURSE OF CONSTRUCTION SHALL BE REDISTRIBUTED SO AS TO PROVIDE AT LEAST SIX INCHES OF COVER TO ALL UNPAVED AREAS OF THE SITE AND SHALL BE STABILIZED BY SEEDING OR PLANTING.
13. PER ORDINANCE SECTION 245-409.C: EVERGREENS AND DECIDUOUS SHRUBS SHALL HAVE A MINIMUM HEIGHT OF THREE FEET WHEN PLANTED AND SHALL BE VARIETIES WHICH NORMALLY GROW TO A MINIMUM HEIGHT OF SIX FEET WITH TWO FULL GROWING SEASONS. THE HEIGHT OF SHRUBS PLANTED IN BUFFER AREAS SHALL BE MEASURED FROM THE GROUND LEVEL AREA AROUND THE BASE OF THE SHRUB TO THE TOPMOST PART OF THE SHRUB, ONCE THE SHRUB HAS BEEN PROPERLY PLANTED IN THE GROUND, EXCEPT IN THOSE INSTANCES WHERE THE ZONING ORDINANCE OF THE TOWNSHIP OF BRICK REQUIRES THAT HEIGHT SHALL BE MEASURED IN RELATION TO THE ELEVATION OF THE ADJACENT PARKING AREA. IN SUCH CASES AS THE GROUND ELEVATION OF THE LOCATION AT WHICH THE SCREEN SHALL BE PLANTED IS LESS THAN THE ELEVATION OF AN ADJACENT AREA, THE REQUIRED HEIGHT OF THE SCREEN SHALL BE INCREASED IN AN AMOUNT EQUAL TO SAID DIFFERENCE IN ELEVATION.



C-11 BUILDING MOUNTED LIGHT
N.T.S.

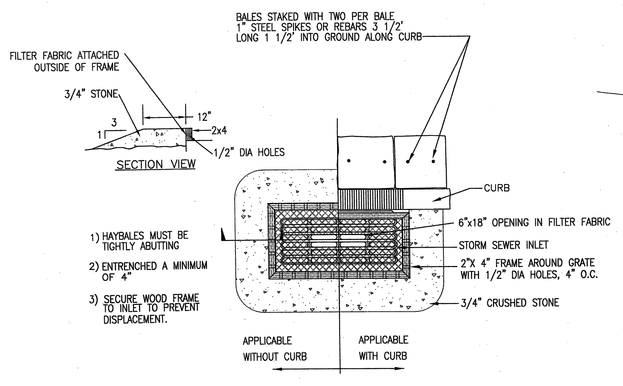

NOTES:
1. INLET PROTECTION SHOULD NOT COMPLETELY CLOSE OFF THE INLET.
2. THE PROTECTION DEVICE SHALL CAPTURE OR FILTER RUNOFF FROM THE 1 YEAR, 24 HOUR STORM EVENT AND SHALL SAFELY CONVEY HIGHER FLOWS DIRECTLY INTO THE STORM SEWER SYSTEM.
3. INLET PROTECTION SHALL BE INSPECTED AND STONE REPLACED PERIODICALLY DURING CONSTRUCTION TO REMOVE SEDIMENT BUILDUP.

C-12 INLET PROTECTION
N.T.S.

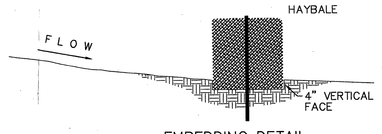

EMBEDDING DETAIL
NTS

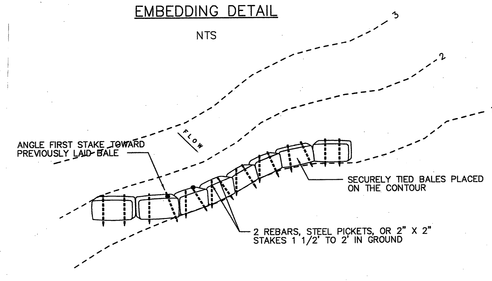

NOTE: FOR USE ON UNPAVED AREAS ONLY.

C-13 HAYBALE SEDIMENT BARRIER
N.T.S.

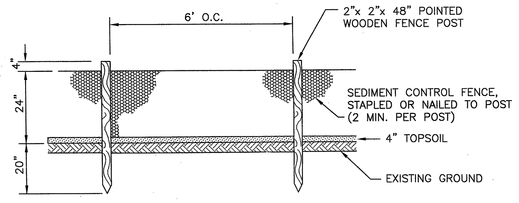

FRONT ELEVATION

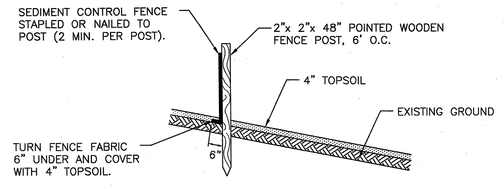

SIDE ELEVATION

C-14 SEDIMENT CONTROL FENCE
N.T.S.

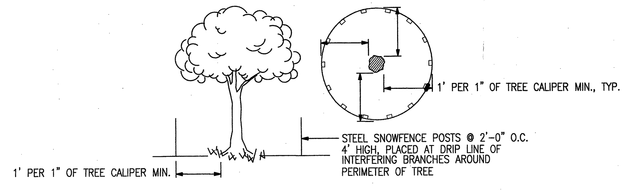

NOTE:
THE ENGINEER SHALL DETERMINE WHICH TREES SHALL REQUIRE PROTECTION DURING CONSTRUCTION AND SHALL DETERMINE THE METHOD OF PROTECTION TO BE EMPLOYED.

WHERE TRIMMING IS NECESSARY IT SHALL BE DONE ACCORDING TO THE ENGINEER'S DIRECTIONS BY A LICENSED TREE SURGEON.

C-15 TREE PROTECTION
N.T.S.

THIS SITE FOR WHICH AMENDED FINAL SITE PLAN APPROVAL WAS GRANTED BY THE BRICK TOWNSHIP PLANNING BOARD VIA APPROVAL RESOLUTION #-27-12 SHALL BE MAINTAINED AS ORIGINALLY APPROVED.

APPROVED BY
BRICK TOWNSHIP PLANNING BOARD

DATE 9-5-12 CHAIRMAN
ATTEST SECRETARY
5/9/12 DATE BOARD ENGINEER

Dewberry®
Dewberry Engineers Inc.
(Formerly Dewberry-Goodkind, Inc.)
600 PARSIPPANY ROAD
SUITE 301
PARSIPPANY, NJ 07054
973.739.9400 Phone
973.739.9710 Fax
Certificate of Authorization #24GA28047600

Ocean Medical Center
MEMBER OF THE HERBERMAN HEALTH FAMILY

AMENDED FINAL SITE PLAN FOR OCEAN MEDICAL CENTER TEMPORARY MRI/PET TRAILER LOCATION

BLOCK 1170, LOTS 18, 18.02
429 JACK MARTIN BOULEVARD
BRICK TOWNSHIP, OCEAN COUNTY, NEW JERSEY

SEAL

Christopher M. Cirrotti, P.E.
New Jersey License No. 24GE03853600

KEY PLAN

SCALE

No.	DATE	BY	Description
2	08.13.12	SP	TOWN COMMENTS
1	07.31.12	SP	RESOLUTION COMPLIANCE

REVISIONS

DRAWN BY	SLP
APPROVED BY	CC
CHECKED BY	MI
DATE	07.05.12

TITLE

CONSTRUCTION DETAILS
-1-

PROJECT NO. 50045193

C-501

SHEET NO.